

## Photochemistry of 2,6-di(4'-azidobenzylidene)-methylcyclohexanone in polymer matrices: a spectroscopic study

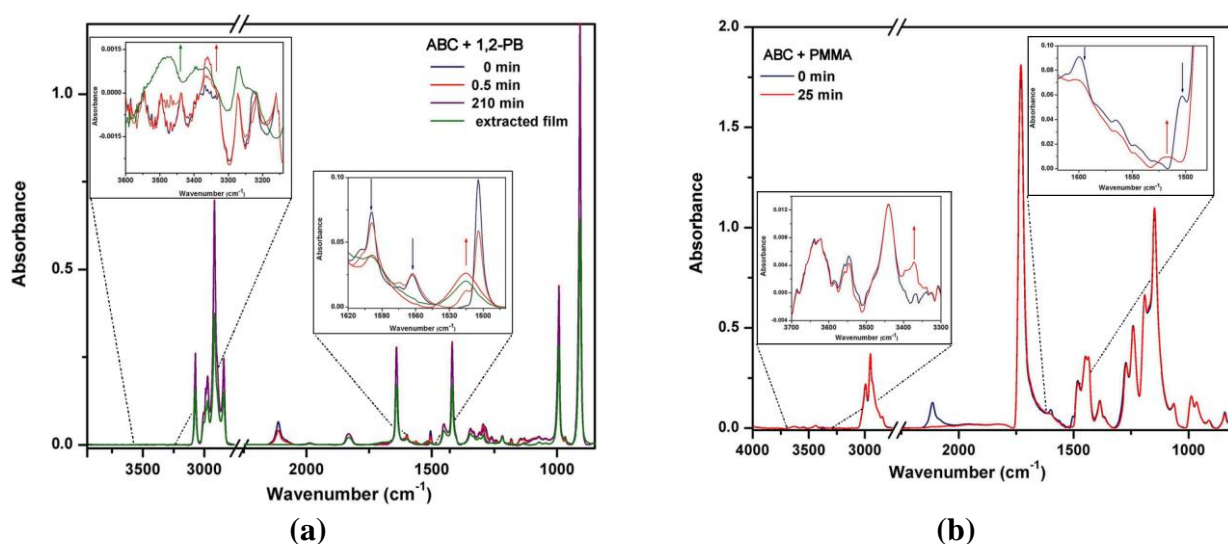
Mihaela Avadanei<sup>1</sup>

### List of Figures

**Fig. S1.** Changes induced by the ABC photolysis with 365 nm light in the FTIR spectra of: (a) 1,2-PB; (b) PMMA. The arrows indicate the direction of the spectral variation.

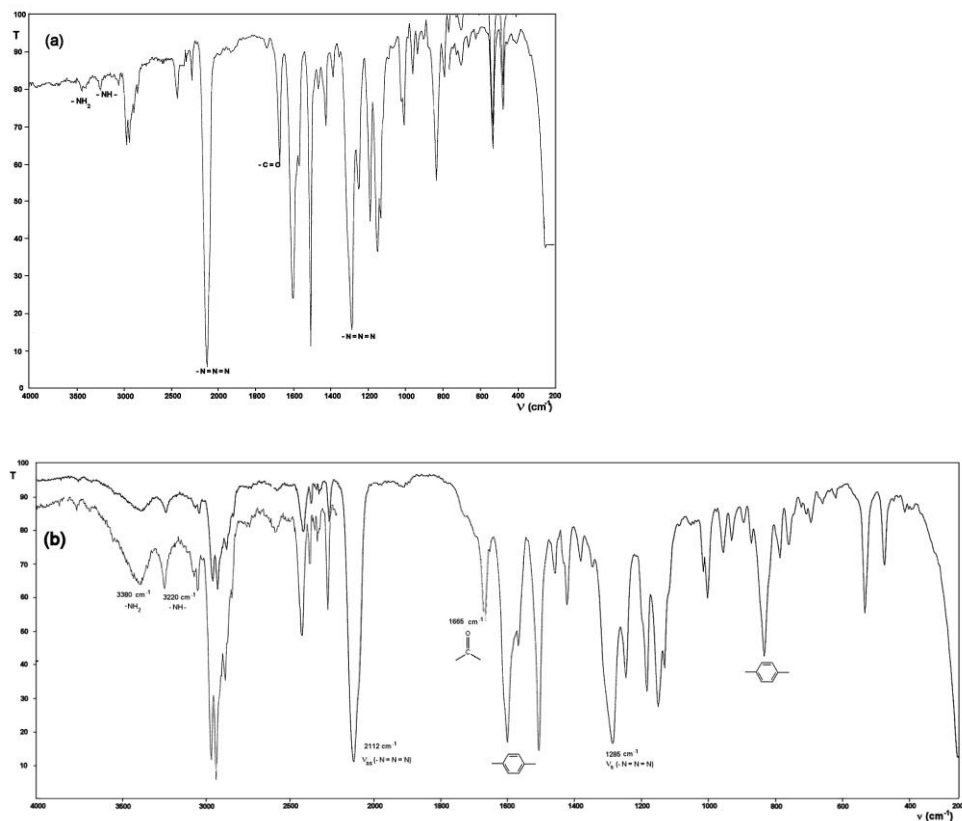
**Fig. S2.** The IR spectra of some separated fractions after irradiation with 365 nm light of ABC bisazide in the presence of 3MB (2.5% w/v) in a benzene solution (3% v/v): (a) the red powder precipitated during irradiation; (b) the fraction soluble in CHCl<sub>3</sub>.

**Fig. S3.** Irradiation with 365 nm light of ABC bisazide in the presence of 3MB (2.5% w/v) in a benzene solution (3% v/v): the UV-Vis spectrum of the soluble fraction in CHCl<sub>3</sub>

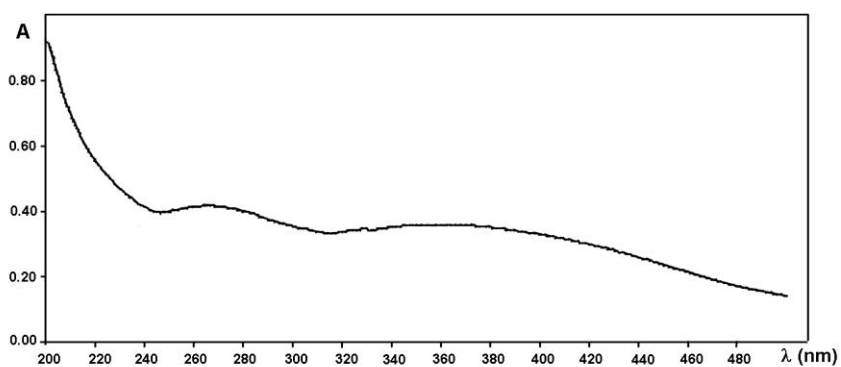


**Fig. S1.** Changes induced by the ABC photolysis with 365 nm light in the FTIR spectra of: (a) 1,2-PB; (b) PMMA. The arrows indicate the direction of the spectral variation.

<sup>1</sup> "P.Poni" Institute of Macromolecular Chemistry, 41A Grigore Ghica Voda Alley, 700487 Iasi, Romania [mavadanei@icmpp.ro](mailto:mavadanei@icmpp.ro).



**Fig. S2.** The IR spectra of some separated fractions after irradiation with 365 nm light of ABC bisazide in the presence of 3MB (2.5% w/v) in a benzene solution (3% v/v): (a) the red powder precipitated during irradiation; (b) the fraction soluble in  $\text{CHCl}_3$ .



**Fig. S3.** Irradiation with 365 nm light of ABC bisazide in the presence of 3MB (2.5% w/v) in a benzene solution (3% v/v): the UV-Vis spectrum of the soluble fraction in  $\text{CHCl}_3$