

Octa-substituted Co(II) and Mn(II) phthalocyanines containing butyl-4-hydroxybenzoate groups: Synthesis, characterization, aggregation, and investigation of their anti-microbial and anti-fungal activity properties

Meltem B. SAĞLAM*

*Department of Chemistry, Faculty of Science, Karadeniz Technical University, Trabzon, Turkey

Email:meltemkilicaslan@hotmail.com

No.	Contents	Pg. No
1	Fig. S1- Dibutyl 4,4'-[(4,5-dicyano-1,2-phenylene)bis(oxy)]dibenzoate (1) IR Spectrum	2
2	Fig. S2- Dibutyl 4,4'-[(4,5-dicyano-1,2-phenylene)bis(oxy)]dibenzoate (1) ¹ H-NMR Spectrum	2
3	Fig. S3- Dibutyl 4,4'-[(4,5-dicyano-1,2-phenylene)bis(oxy)]dibenzoate (1) ¹³ C-NMR Spectrum	3
4	Fig. S4- Dibutyl 4,4'-[(4,5-dicyano-1,2-phenylene)bis(oxy)]dibenzoate (1) Mass Spectrum	3
5	Fig. S5- Co(II) phthalocyanine (2) IR Spectrum	4
6	Fig. S6- Co(II) phthalocyanine (2) Mass Spectrum	4
7	Fig. S7- Mn (II) phthalocyanine (3) IR Spectrum	5
8	Fig. S8- Mn (II) phthalocyanine (3) Mass Spectrum	5

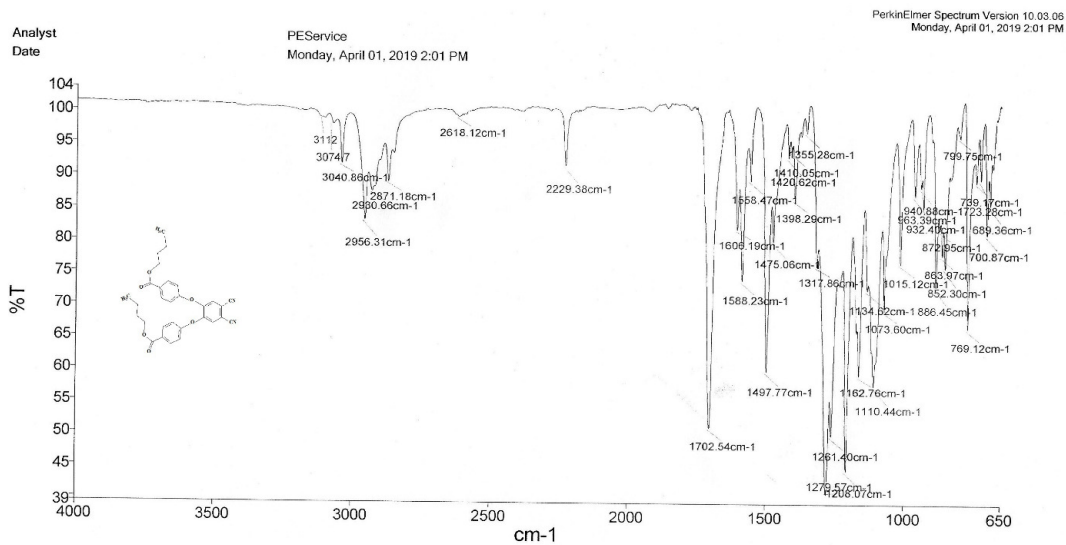


Fig. S1- Dibutyl 4,4'-[(4,5-dicyano-1,2-phenylene)bis(oxy)]dibenzoate (1) IR Spectrum

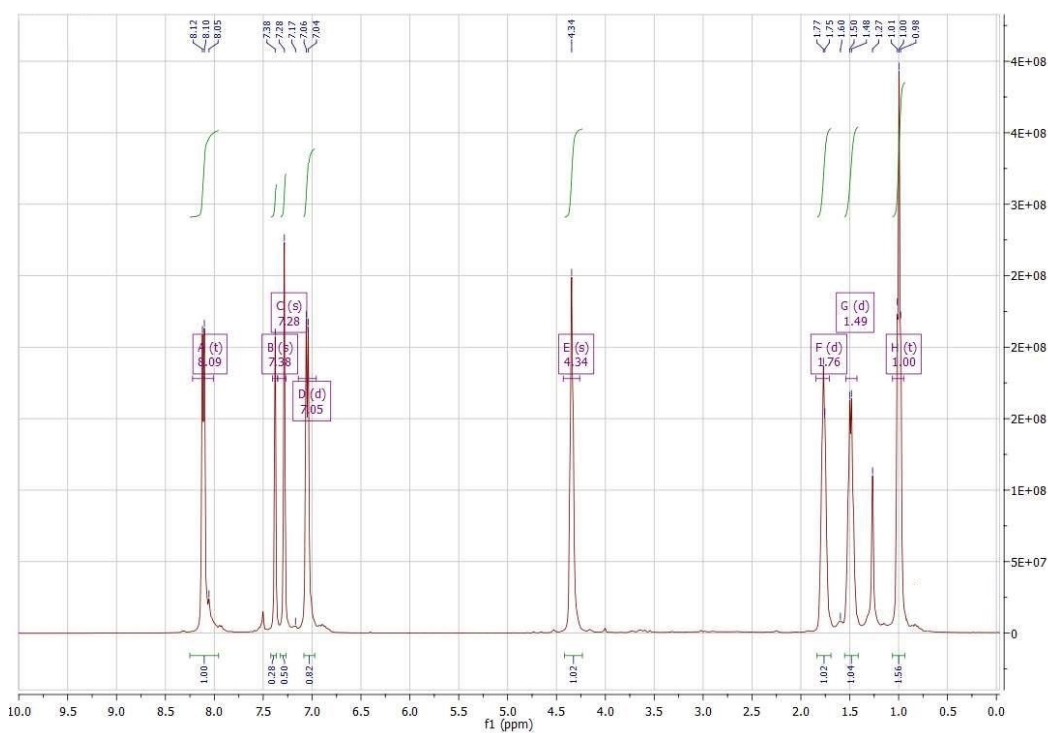


Fig. S2- Dibutyl 4,4'-[(4,5-dicyano-1,2-phenylene)bis(oxy)]dibenzoate (1) ¹H-NMR Spectrum

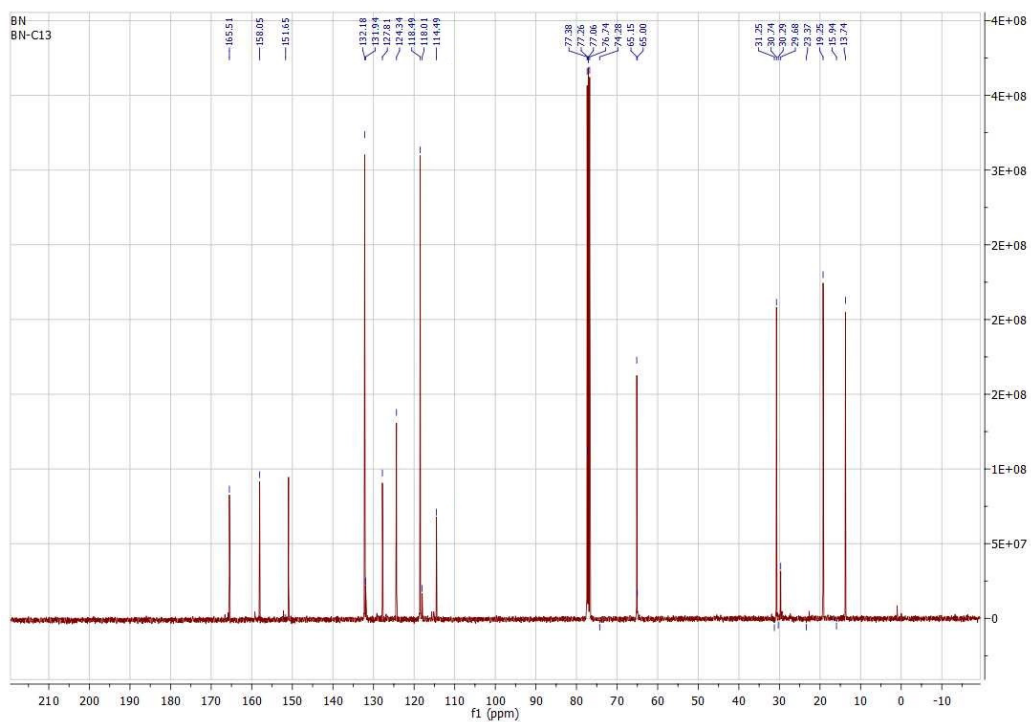


Fig. S3- Dibutyl 4,4'-[(4,5-dicyano-1,2-phenylene)bis(oxy)]dibenzoate (**1**) ^{13}C -NMR Spectrum

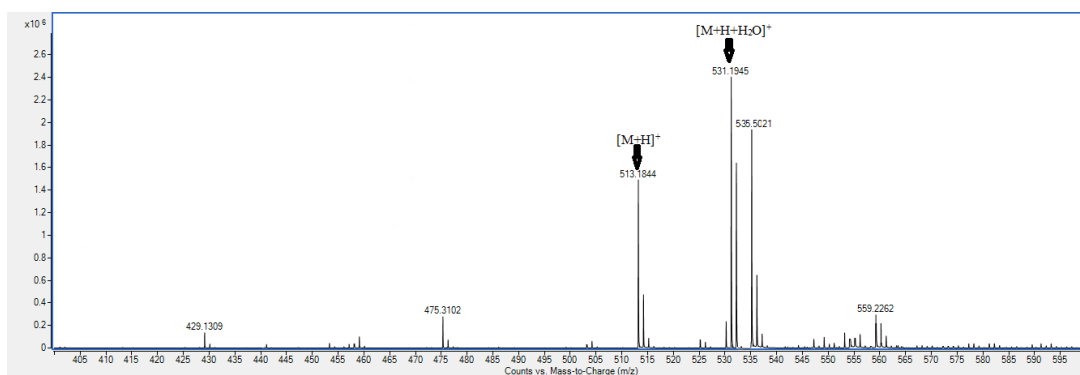


Fig. S4- Dibutyl 4,4'-[(4,5-dicyano-1,2-phenylene)bis(oxy)]dibenzoate (**1**) Mass Spectrum

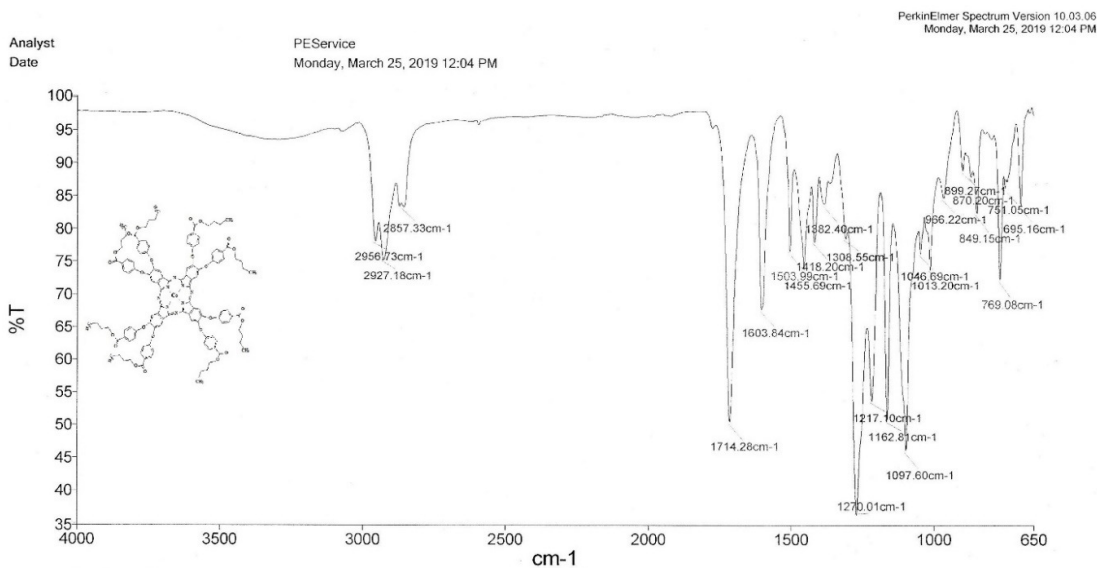


Fig. S5- Co(II) phthalocyanine (2) IR Spectrum

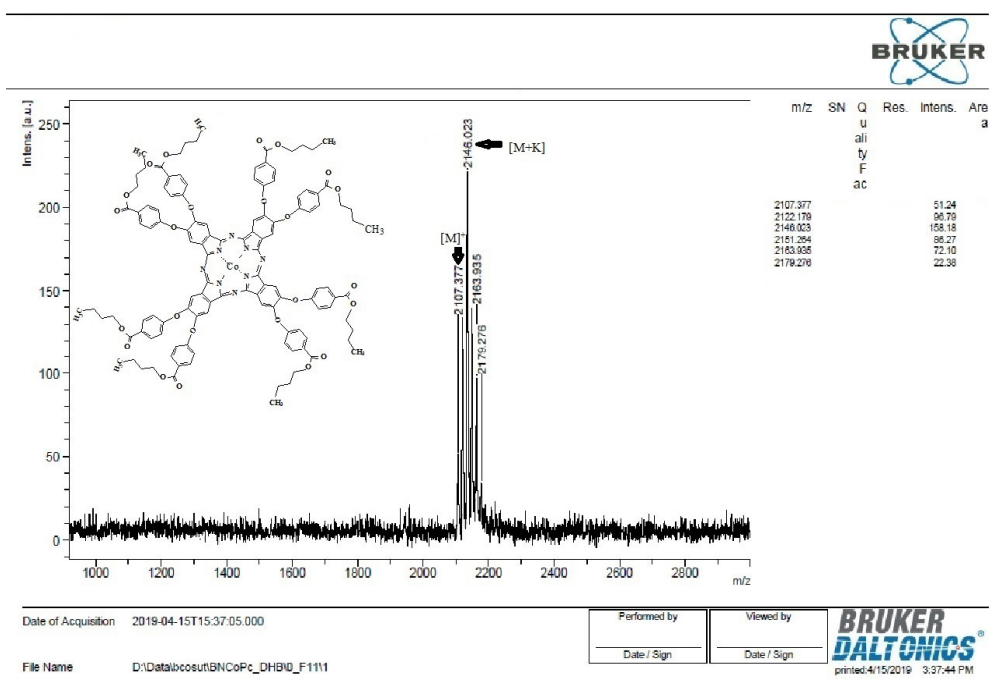


Fig. S6- Co(II) phthalocyanine (2) Mass Spectrum

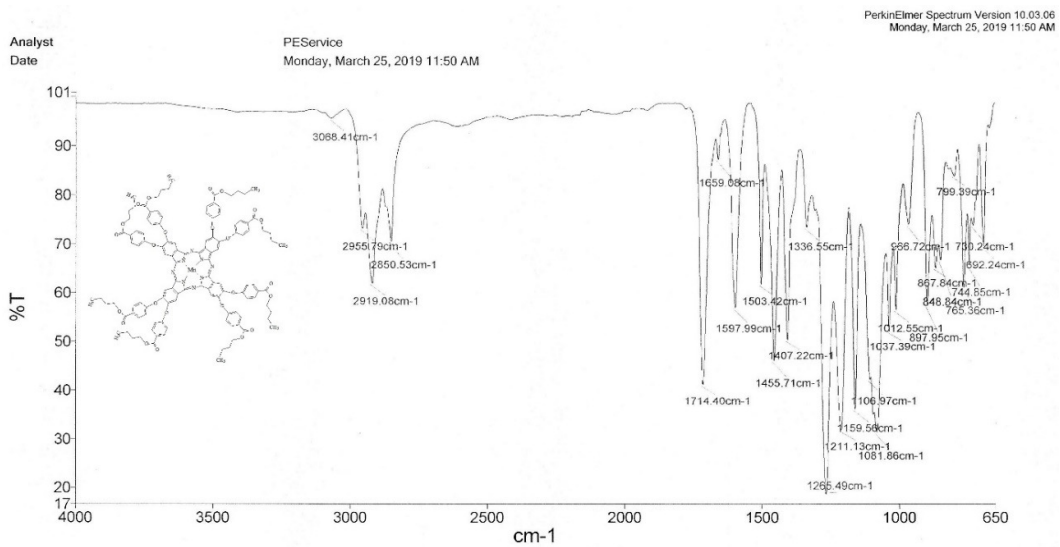


Fig. S7- Mn (II) phthalocyanine (3) IR Spectrum

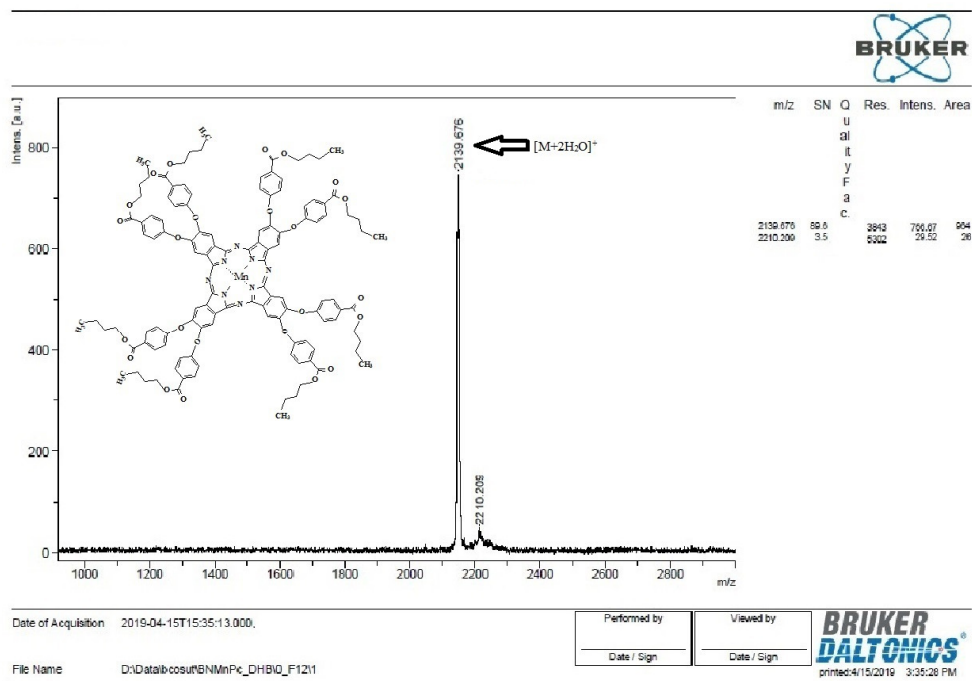


Fig. S8- Mn (II) phthalocyanine (3) Mass Spectrum